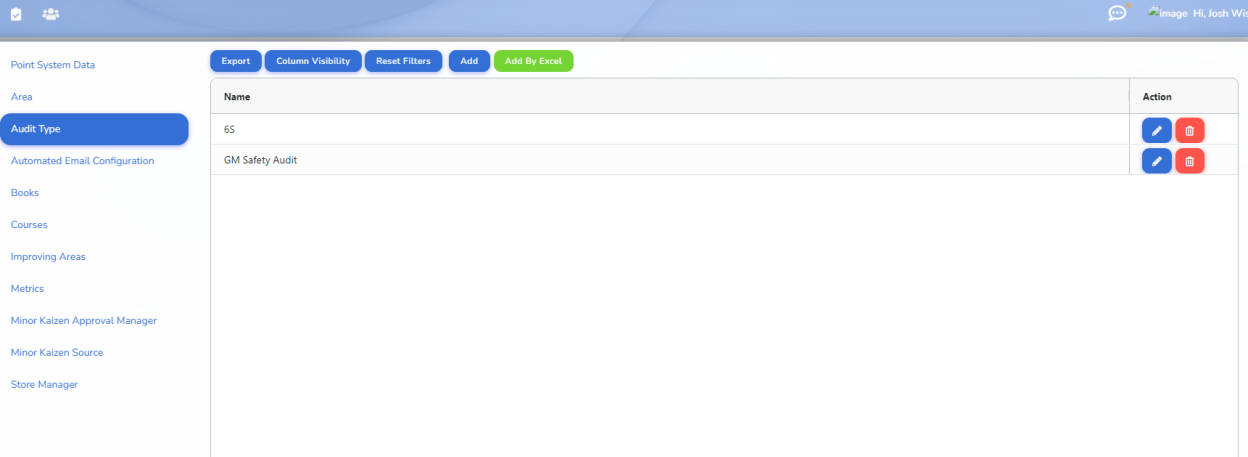
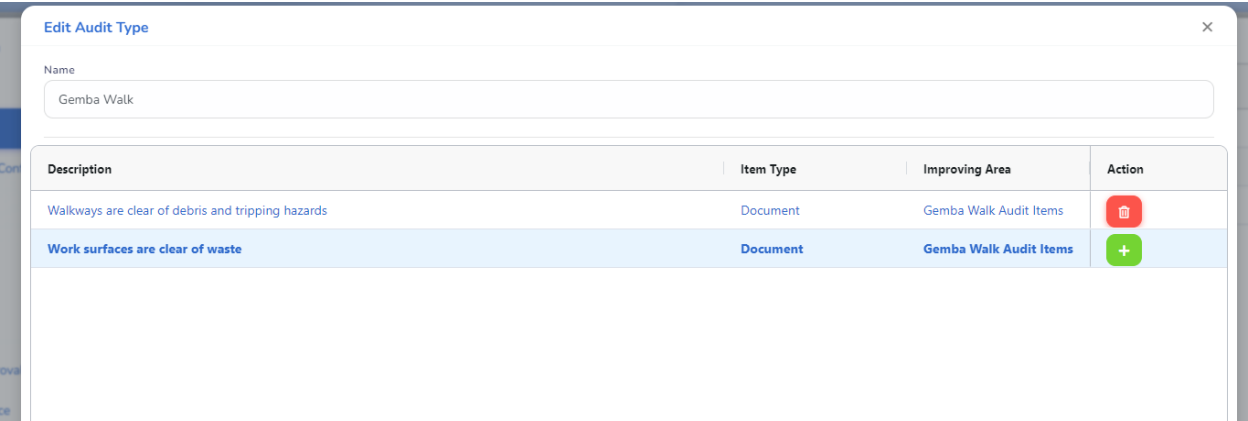


Booster- Define Audit Questions

- 1) To add audit questions to an audit, find the audit you would like to update from the list found in the audit type tab in application settings. Click the edit button (the blue pen button) on the audit you would like to add the question to.





- 2) In the description column, enter the audit question. Assign an item type and an improvement category. Click the Add button (Green +) to add save the audit question.



3) When finished, click the "Edit" button at the bottom of the popup to save the audit.

Edit Audit Type ✕

Name
Gemba Walk

Description	Item Type	Improving Area	Action
Walkways are clear of debris and tripping hazards	Document	Gemba Walk Audit Items	
Work surfaces are clear of waste	Document	Gemba Walk Audit Items	

Close Edit